




Cleantype Xtra Touch WL



PRODUCT PROPERTIES

- Wireless PC keyboard made of high-quality ABS plastic
- Precise key guidance thanks to scissor-key mechanism
- Key lock for deactivation during cleaning
- Cursor control via integrated touchpad
- Flat key profile
- Excellent key feel
- Fold-out feet for tilting the keyboard for ergonomic working

SPECIFICATION

GENERAL:	
Number of keys:	83
Housing type:	Desktop housing
Switch technology:	Silicone plunger, contact foil and scissor mechanism
Switch travel:	2,5 (+/-0,2) mm
Switch force:	0,6 (+/-0,08) N
Keyswitch life:	ca. 5 mill. (per key)
Material / colours:	Plastic / white, black
Interface:	USB dongle
Data transfer:	2,4 GHz
Power supply:	2 batteries Type AAA

Weight:	580 (+/-10) g
Operating temperature:	0 °C to +40 °C
Storage temperature:	-40 °C to +55°C
Dimensions:	364,4 x 133,4 x 25 mm
Warranty:	2 years
Certifications:	CE, FCC
	EMC (Medical) EN60601-1-2:2015+A1: 2021
	EMC (RF) EN301489-1-17+EN300328
TOUCHPAD:	
Active area:	62 x 46 mm

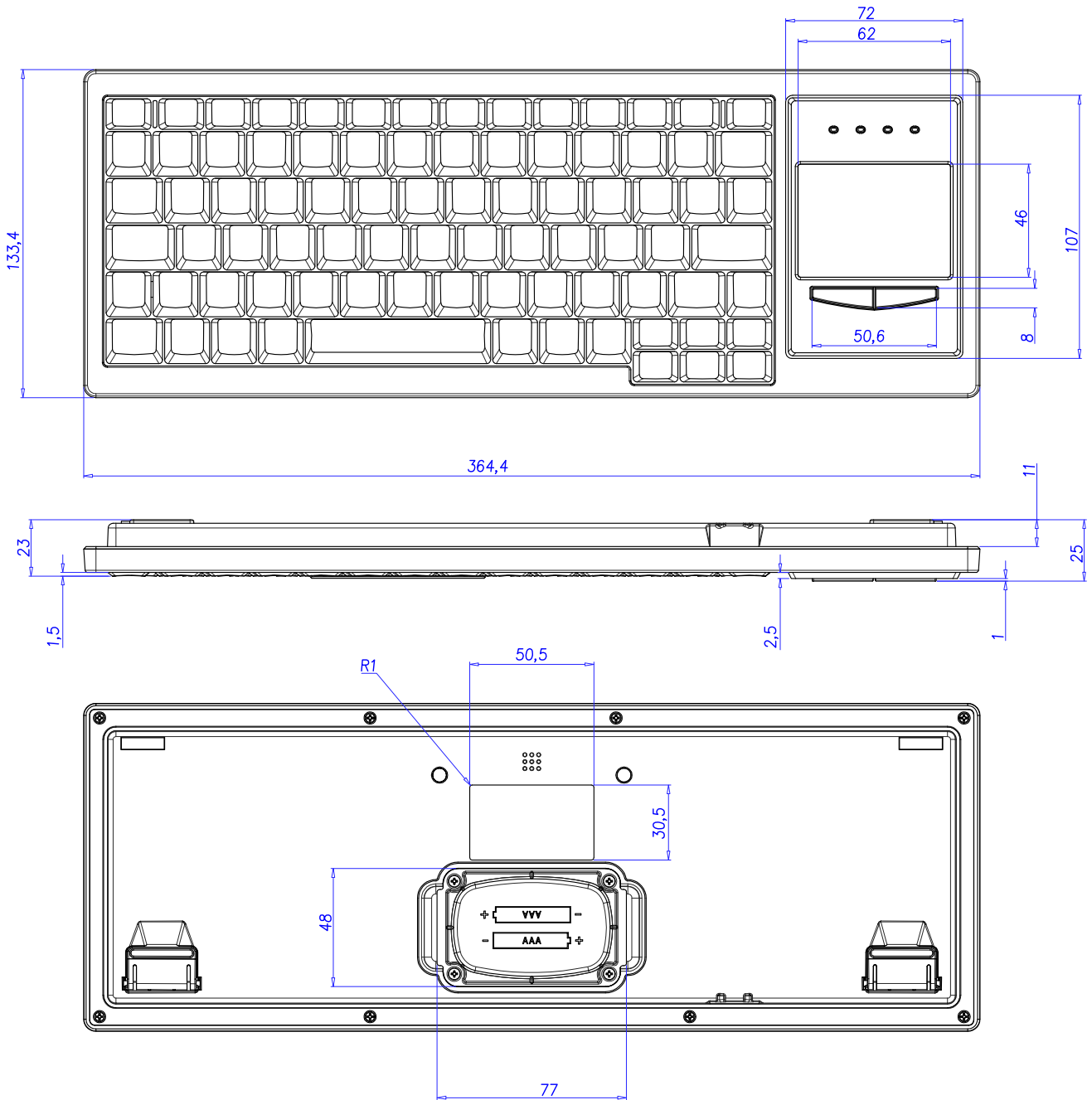
ORDER INFORMATION

Art. No.	Full product name	Colour	Layout	
KL30219	TKL-083-GCQ-TOUCH-RF-WHITE-USB-DE	white	German	FP
KL30213	TKL-083-GCQ-TOUCH-RF-BLACK-USB-DE	black	German	FP

Other layouts, configurations and interfaces on request.



TECHNICAL DRAWING






SPECIAL ATTENTION TO OPERATION AND FUNCTION

1. Fn - Layer

The keyboards of the Xtra series have an Fn layer. This is used to call up the following functions / function groups:

1. 1. KeyLock


- In order to be able to switch off the keys for cleaning the keyboard without having to disconnect the keyboard from the PC, the keyboards of the Xtra series have a key lock.
- The key lock is activated and deactivated by pressing the key combination [Fn] + [F5].
- As long as the key lock is activated, this is indicated by the first three LEDs flashing.



1. 2. Keys from the navigation key area

[Print] = [Fn] + [F8]
 [Scroll Lock] = [Fn] + [F12]

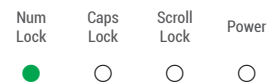
The activated Scroll Lock status is indicated by the Scroll Lock LED.



[Insert] = [Fn] + [F10]
 [Delete] = [Fn] + [F9]
 [Home] = [Fn] + [←]
 [End] = [Fn] + [→]
 [Page ↑] = [Fn] + [↑]
 [Page ↓] = [Fn] + [↓]

1. 3. Numeric pad

- The keyboards of the Xtra series have a compact keyboard layout with 83 keys.
- Similar to a notebook, this layout includes a numeric pad located in the alpha keypad, which can be accessed via the Fn layer.
- Switching between the alpha keypad and the numeric pad is done with the key combination [Fn] + [F11] .
- The activated numeric pad is indicated by the Num Lock LED.



2. Energy-saving status LED indication on the wireless keyboard version

- The status LEDs of the Xtra series Wireless keyboards do not light up constantly when the status is active - as is the case with wired keyboards. They only light up when the status is called up by pressing the Fn key.
- After activating the respective status, the Num-Lock, Caps-Lock and Scroll-Lock status LEDs only light up for approx. 1 to 2 seconds and then go out.